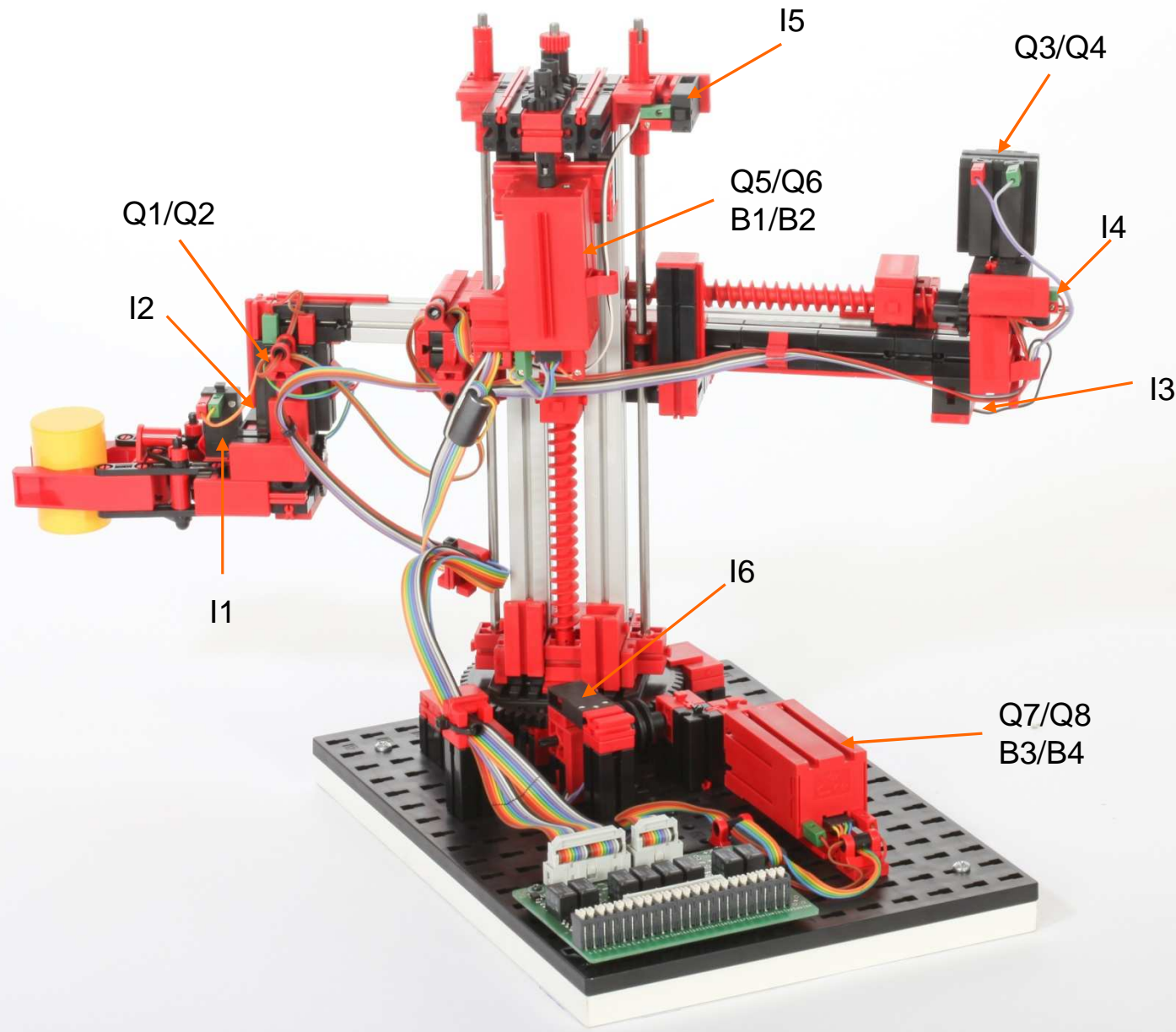


# 511938 3D-Robot TX 24V

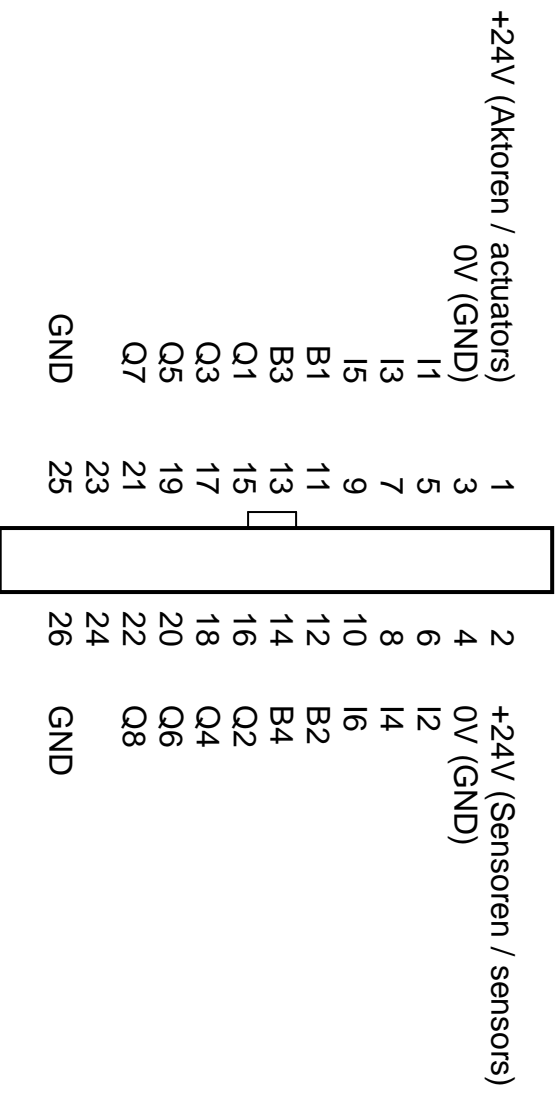


Belegungsplan für 3-D-Robot 24V (Art.-Nr. 511938)  
Circuit layout for 3-D-Robot 24V (item-no. 511938)

<b>Klemme Nr. Terminal no.</b>	<b>Funktion Function</b>	<b>Eingang/Ausgang Input/Output</b>
1	Stromversorgung (+) Aktoren power supply (+) actuators	24V DC
2	Stromversorgung (+) Sensoren power supply (+) sensors	24V DC
3	Stromversorgung (-) power supply (-)	0V
4	Stromversorgung (-) power supply (-)	0V
5	Referenztaster Greifer reference switch claw	I1
6	Impulstaster Greifer pulse counter gripper	I2
7	Referenztaster Greifarm reference switch grip arm	I3
8	Impulstaster Greifarm pulse counter grip arm	I4
9	Referenztaster Vertikalachse reference switch vertical axis	I5
10	Referenztaster Drehkranz reference switch turntable	I6
11	Encoder Vertikalachse Impuls 1 encoder vertical axis impuls 1	B1
12	Encoder Vertikalachse Impuls 2 encoder vertical axis impuls 2	B2
13	Encoder Drehkranz Impuls 1 encoder turntable impuls 1	B3
14	Encoder Drehkranz Impuls 2 encoder turntable impuls 2	B4
15	Motor Greifer öffnen motor gripper open	Q1 (M1)
16	Motor Greifer schließen motor gripper close	Q2 (M1)
17	Motor Greifarm vor motor grip arm before	Q3 (M2)

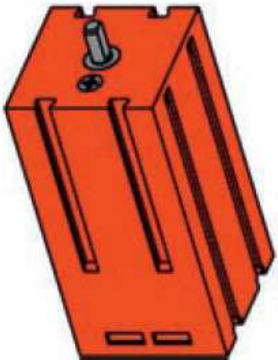
18	Motor Greifarm zurück motor grip arm back	Q4 (M2)
19	Motor Vertikalachse abwärts motor vertical axis down	Q5 (M3)
20	Motor Vertikalachse aufwärts motor vertical axis up	Q6 (M3)
21	Motor Drehkranz rechts motor turntable right	Q7 (M4)
22	Motor Drehkranz links motor turntable left	Q8 (M4)

**26pol. Steckerleiste**



FT-T-KN  
 7.11.2011


**Datenblatt Encodermotor 24V Art.-Nr. 144643**  
**Datensheet Encoder motor 24V Art. No. 144643**



Maße/dimensions: 60x30x30mm  
 Abtriebswelle/output shaft: D=4mm, L=7,5mm,  
 2 Abflachungen je 0,7mm/ 2 bevels 0.7mm each  
 Stromversorgung: 24VDC über 2 fischertechnik Anschlussbuchsen D=2,5mm/  
 Power supply: 24VDC with 2 fischertechnik connection sockets D=2.5mm

**Motordaten/motor data:**

T-N-I CHARACTERISTICS



**Encoderdaten/encoder data:**

Quadraturencoder,  
 Stromversorgung/power supply 24VDC  
 Signal: Quadratur Encoder, Push-Pull Output (0/24V), max. 10mA  
 Frequenz/frequency: max 1kHz.

Anschlüsse/connector: 4-pol Stiftleiste,  
 passendes Kabel/fitting cable: Art.No. 119785  
 rot/red=+24V, grün/green=0V, schwarz/black=Puls1,  
 gelb/yellow=Impuls2

